





## Polycom® RealPresence® Group Series Accessories

It's time to take your meetings to the next level with Polycom® RealPresence® Group Series accessories. From camera options that automatically show everyone in the room without using a remote control, to sharing and marking up content in real-time, to hearing every nuance in even the largest rooms, to simple controls, meetings will never be the same. Designed around how you work, accessories help technology fade into the background so you can focus on the important discussions.







For more detailed information on RealPresence Group Series Accessories, please visit [www.polycom.com/hd-video-conferencing/peripherals.html](http://www.polycom.com/hd-video-conferencing/peripherals.html)

<b>Accessories</b>		
	<b>Polycom® RealPresence Touch™</b>	Polycom® RealPresence Touch™ is a touch interface for RealPresence® Group Series and Polycom's immersive telepresence solutions. Requires PoE network connection or optional external power supply (2200-42740-XXX)
	<b>RealPresence® Group Convene™</b>	RealPresence® Group Convene™ delivers rich video and content experiences for small group and personal collaboration. Choose from single or dual displays, optional built-in multipoint, and more.
	<b>ISDN Gateway</b>	With the Polycom® ISDN Gateway, you can use your Polycom® RealPresence® Group video conferencing system to make secure video calls over ISDN Networks.

	<b>Transport Case</b>	Keep your RealPresence® Group Series 300/310 and 500 protected when you need to transport it. This hard case with casters, retractable handle and custom foam interior accommodates RealPresence® Group Series base unit, Polycom® EagleEye™ IV camera, mic array, remote control and misc. cables.
	<b>RealPresence® Group and EagleEye™ Mount</b>	Allows the RealPresence® Group Series 300, 310 or 500 and Polycom® EagleEye™ IV camera to be mounted together in conjunction with the Universal Mounting Shelf. Recommend use of 2215-68675-001 mounting bracket for wall/display mounting.
	<b>1U shelf</b>	Shelf holds RealPresence® Group Series 300/310 and 500 in position with a secure mounting system for 19" racks. Dimensions: 1u (1.75 inches) x17.5" (without ears, 19" width) x9.8" deep. Shelf only.
	<b>Remote Control</b>	Intuitive remote control for RealPresence® Group Series, offering an ergonomic design that can be keyed to allow for working with multiple video systems in the same vicinity.

## Camera Accessories

	<p><b>Polycom® EagleEye™ Director II</b></p>	<p>Dual hands-free camera solution utilizing EagleEye IV 12x cameras compliments any Group Series codec. See speaker up close and maintain context of entire room shown in smaller view. Extended people-tracking range up to 10m.</p>
	<p><b>Polycom® EagleEye™ Cameras</b></p>	<p>High performance 4x and 12x HD cameras specifically designed for the Polycom RealPresence Group Series video conferencing systems.</p>
	<p><b>Polycom® EagleEye™ Producer</b></p>	<p>Hands-free camera operation that uses facial recognition &amp; speaker tracking technology to automatically frame all room participants while also providing key analytical data to the business. People-tracking range up to 6m.</p>
	<p><b>Polycom® EagleEye™ Acoustic</b></p>	<p>EagleEye Acoustic camera is an optimal solution for a smaller environment. Capable of electronic pan tilt 2x digital zoom, auto focus, and embedded stereo microphone.</p>
	<p><b>Polycom® EagleEye™ Producer Mounting Kit</b></p>	<p>Secures EagleEye™ Producer to bracket to be used with Universal Camera Mounting (2215-68675-001) or other EagleEye IV Polycom mounting solutions. Includes: brackets, hardware and directions.</p>



	<p><b>Polycom® EagleEye™ Digital Extender</b></p>	<p>Allows EagleEye™ IV or EagleEye™ Acoustic, sans audio, to be mounted 330 feet away with a Cat6a cable to extend the video, control and power from the source to the destination</p>
	<p><b>Digital Breakout Adapter</b></p>	<p>Adapter breaks out the EagleEye™ IV or EagleEye™ Acoustic to HDMI type connector and DB9 connector. One version at the camera also provides power to the camera. At the codec the Digital Breakout Adapter connects to an available HDCI input. EagleEye™ Digital Breakout Adapter (DBA)-camera.</p>
	<p><b>Mini HDCI</b></p>	<p>Mini-HDCI to HDCI cable connects EagleEye IV camera to Group Series in a variety of different sizes to meet your needs</p>
	<p><b>Wide Angle Lens</b></p>	<p>Extends the field of view for EagleEye IV to 85°</p>
	<p><b>Universal Camera Mount</b></p>	<p>Provides necessary parts to mount the EagleEye IV on the wall, a tripod or a display.</p>
	<p><b>Privacy Cover</b></p>	<p>For added security, the privacy cover for either the EagleEye IV or the EagleEye III secures to the camera allowing you to open and close the cover as needed. The EagleEye IV and the EagleEye III have different part numbers.</p>

## Audio Accessories

**\*Maximum of 2 microphones on RealPresence® Group 300/310 or 4 microphones on RealPresence® Group 500/700**

	<p><b>Ceiling Mic Primary (Black or White)</b></p>	<p>Ceiling microphones pickup audio without cluttering any workspace and used as fenceposts to create an acoustic fence. Black or white spherical array can pick up audio in a 360-degree pattern around the microphone</p>
	<p><b>Ceiling Mic Extended (Black or White)</b></p>	<p>Additional ceiling microphones pickup audio without cluttering any workspace and create an acoustic fence in any location with Groups Series and ceiling mic primary.</p>
	<p><b>Polycom® Acoustic Fence® Ceiling Mic Bundle</b></p>	<p>Includes all the components necessary to deploy the Polycom® Acoustic Fence®. Included in the bundle are 3 white ceiling microphone arrays, CLink2 cables, adapters, installation directions and Polycom® Acoustic Fence® Best Practices document.</p>
	<p><b>Tabletop Microphone Array</b></p>	<p>Tabletop microphone with 360-degree room coverage with 15-foot cable</p>
	<p><b>Polycom® SoundStation® IP 7000</b></p>	<p>Conference phone delivers outstanding performance and robust capabilities for organizations operating on SIP-based VoIP platforms.</p>

	<b>Polycom® SoundStructure®</b>	<p>Installed audio solution that delivers a truly immersive audio experience for both voice and video conferences. 8, 12 or 16 channel AEC / Noise canceller / Feedback reduction w/Auto Mic Mixing and Matrix Mixer.</p>
	<b>Stereo Speaker Kit</b>	<p>This kit adds the Polycom® StereoSurround™ experience to your room</p>
	<b>Clink2 RJ-45 to RJ-45 Cable</b>	<p>RJ-45 Connector on both sides in various lengths typically used to connect SoundStructure® to first ceiling microphone. Crossover cable configuration copper conducting material data transfer cable also connects Ceiling Microphone Arrays to Table Microphone Array</p>
	<b>Clink2 Walta to Walta Cable</b>	<p>Walta to Walta cable supports connections between devices with CLink2 ports including Group Series &amp; HDX microphone array cable. Supports connections between devices with CLink 2 ports. HDX 9000 CLink input requires Walta to RJ-45 adapter.</p>
	<b>Clink2 Walta to RJ-45F Adapter</b>	<p>Walta (codec side) to RJ-45F Adapter Cable for connecting ceiling microphone array or other RJ-45 CLink 2 cable to Group Series &amp; HDX8000/7000/6000/4000 series codecs.</p>

<b>Content Accessories</b>		
	<b>Polycom® Pano™</b>	The easiest way to share content in your organization by turning every room into a collaboration powerhouse. Stream documents, pictures, or videos directly from your personal device.
	<b>Polycom® Pano™ App</b>	Use Pano App to wirelessly connect and share content from your PC to Pano or Polycom video conferencing systems.

<b>Software Licenses</b>	
<b>Multi-Point license</b>	Supports up to 6 participants on Group 500 and 8 participants on Group 700
<b>1080p license</b>	Up to 1080p60 video resolution for video or content on Group Series
<b>Microsoft interoperability license</b>	Enables support for Microsoft RTV codec and direct calls to MS AV MCU
<b>2<sup>nd</sup> display on RealPresence® Group 300/310</b>	Enables 2nd monitor output (HDMI) on Group Series 300/310